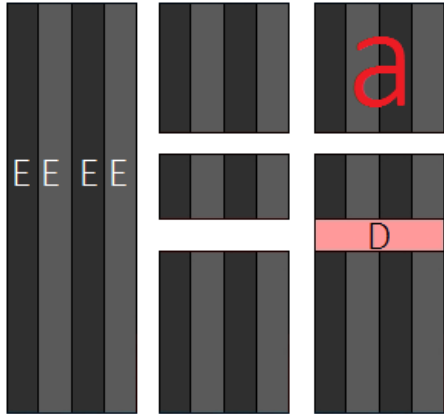
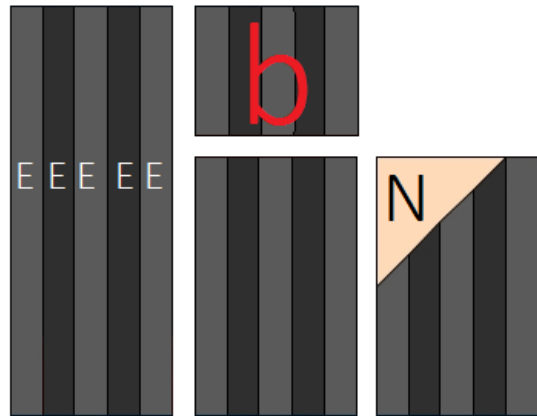


**HAGRID Step 1:** Sew the Black (H) between the Light Face (J) and (K). Add the Light Face (G) to the top. Use the STOP METHOD to add the Dark Face (B) to the Light Face (C). Sew the Dark Face (K) between these units. Sew the Light Face (D) on the bottom and the Light Face (Q) on the sides. Sew them together to complete the Face.



**HAGRID Step 2:** Use the STRIP PIECING METHOD to add 2 Grey Hair (E) to 2 Black Hair (E). Crosscut into (1) @ 4.5", (1) @ 2.5" and (1) @ 5.5" long for the FULL SIZE OR (1) @ 2.5", (1) @ 1.5" and (1) @ 3" long for the HALF SIZE. Sew the Dark Mouth (D) between the 2.5" and 5.5" long pieces for the FULL SIZE OR between the 1.5" and 3" long pieces for the HALF SIZE. Set aside the

**a** 4.5" long FULL SIZE or 2.5" long HALF SIZE for use in Step4.



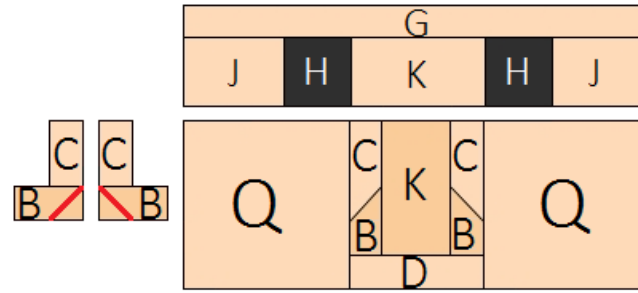
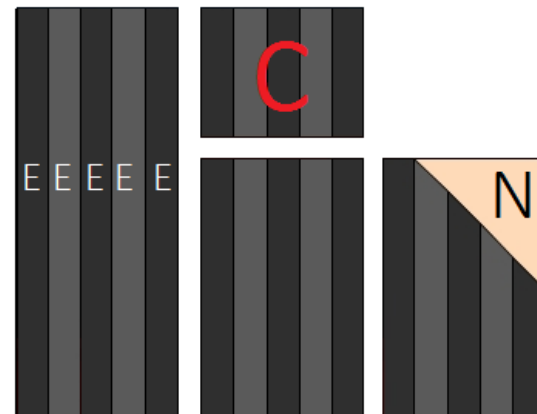
**HAGRID Step 3:** Use the STRIP PIECING METHOD to add 3 Grey Hair (E) to 2 Black Hair (E) and to add 3 Black Hair (E) to 2 Grey Hair (E). Trim each to (1) @ 8.5" and (1) @ 4.5" long FULL SIZE OR (1) @ 4.5" and (1) @ 2.5" long HALF SIZE. Use the STOP METHOD to add the Light Face (N) to the 8.5" long FULL SIZE or 4.5" long HALF SIZE. Sew these on the sides of the Mouth unit. Sew this to

the bottom of the Face unit. Set aside the **b** and **c** 4.5" long FULL SIZE or 2.5" long HALF SIZE for use in Step4.

**HAGRID Step 4:** Sew the **b**, **a** and **c** together to complete the Bangs and sew them to the top of the Face.

**HAGRID Step 5:** Use the STRIP PIECING METHOD to add the Grey Hair (F) between the Black Hair (F) and to add the Black Hair (F) between the Grey Hair (F). Trim each to 20.5" long for the FULL SIZE OR 10.5" long for the HALF SIZE. Sew these to the sides of the Face unit.

The FULL size block measures 20.5" x 20.5" and the HALF size block measure 10.5" x 10.5"



HALF SIZE	HAGRID	FULL SIZE
2 @ 1" x 2"	Light Face	C 2 @ 1.5" x 3.5"
1 @ 1" x 2.5"		D 1 @ 1.5" x 4.5"
1 @ 1" x 7.5"		G 1 @ 1.5" x 14.5"
2 @ 1.5" x 2"		J 2 @ 2.5" x 3.5"
1 @ 1.5" x 2.5"		K 1 @ 2.5" x 4.5"
2 @ 2.5" square		N 2 @ 4.5" square
2 @ 3" square		Q 2 @ 5.5" square
2 @ 1" x 1.5"	Dark Face	B 2 @ 1.5" x 2.5"
1 @ 1.5" x 2.5"		K 1 @ 2.5" x 4.5"
2 @ 1.5" square	Black	H 2 @ 2.5" square
7 @ 1" x 8"		E 7 @ 1.5" x 14"
3 @ 1" x 11"		F 3 @ 1.5" x 21"
7 @ 1" x 8"	Dark Grey	E 7 @ 1.5" x 14"
3 @ 1" x 11"		F 3 @ 1.5" x 21"
1 @ 1" x 2.5"		D 1 @ 1.5" x 4.5"
	Dark Mouth	

